


Smooth Crossing

RESIDENTIAL GANGWAYS



*Ramps knock down
for easy shipping.*

Residential Ramps and Gangways

Residential ramps and gangways feature a 6" extrusion with a built-in kick rail and truss-style hand railing with a welded-in mid rail. Low-profile 2.5" decking height for easy entry/no-step. Modular design for ease of installation and accommodates future expansion in length seamlessly.


Options: Adjustable rollers, piano hinge, transition plate, aluminum or thru-flow decking.

Widths: 3' and 4' available in lengths of 8', 12', 16', 20', 24', 32', 40', 48'.
5' and 6' available in lengths of 8', 12', 16', 20', 24', 32'.


SOLID CONSTRUCTION BUILT FOR A LIFETIME OF SERVICE




PIANO HINGE



TRANSITION PLATE



LOW PROFILE



ADJUSTABLE ROLLER


HEWITT

DOCKS - LIFTS - PONTOON LEGS

HEWITTTRAD.COM


Hewitt Residential Gangways

SAFE • DURABLE • CUSTOMIZABLE




DECKING OPTIONS

THRU-FLOW



ALUMINUM



CUSTOM PAINTED COLORS FOR HANDRAIL, RAMP OR DECKING

	Silver Hammer Semi-Gloss	Cardinal Heather Grey	Brown Speck Texture	
Oil Rubbed Bronze	Flint Grey Texture	Blue Hammer	Black Hammer	Cracked
Mock Rock Texture	Green	Silver Vein with Clear Topcoat	Beige Texture Semi-Gloss	Peco Black

3', 4', 5' AND 6' WIDE.
CUSTOM WIDTHS
ALSO AVAILABLE.

HEWITT

DOCKS - LIFTS - PONTOON LEGS

HEWITTRAD.COM

One-of-a-Kind Accessibility Solutions

*Contact your Hewitt dealer or visit
our website for additional information.*

HEWITT AUTHORIZED DEALER: